

# Universal Hospitals

303 , Moghuls court Bulding , Basheerabagh  
Ph: 040-64508950

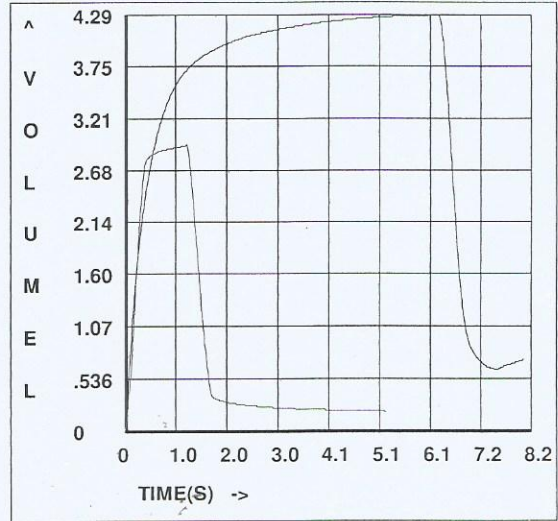
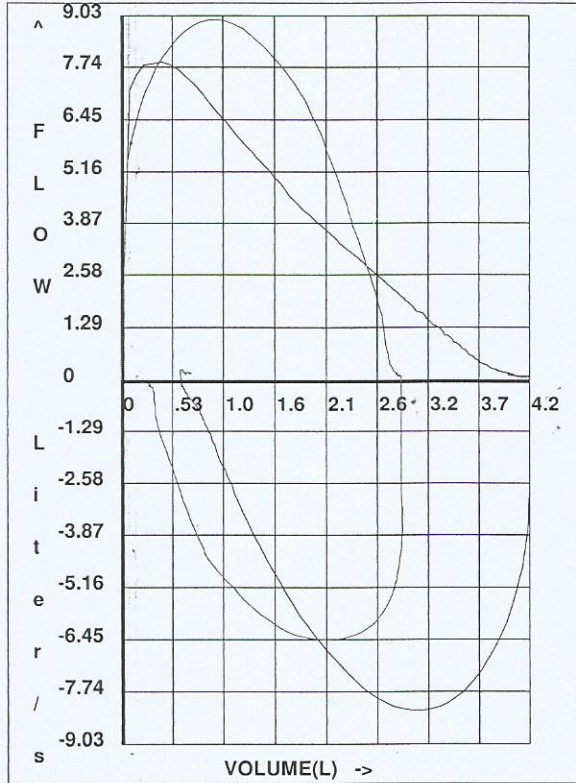
## PULMONARY FUNCTION TEST REPORT

ID No. : SPI/041701 Report Date : 20-04-2017  
 Patient Name : SAIRAM Eth. Corr.(%) : 80  
 Age(yrs.) : 24 Sex: M Weight(Kg): 78 Height(cm): 178 BSA(m^2): 1.96  
 Indications :  
 Comments :  
 History of Smoking : Non - Smoker

Flow / Volume Graph

FVC GRAPHS

Volume / Time Graph



### TEST RESULTS

Date of Test ->	20/04/2017			20/04/2017			
Time of Test ->	12:13:27			12:14:27			
Parameter (U)	Pred.#	Pre	%Pred.	Post	%Pre	%Pred.	%Change
FVC (L)	4.231	4.291	101.4	2.95	68.74	69.72	-31.2
FEV0.5 (L)		2.684		2.83	105.4		5.439
FEV1 (L)	3.574	3.534	98.88	2.923	82.71	81.78	-17.2
FEV1/FVC %	82.89	82.35	99.35	99.09	120.3	119.5	20.33
PEF (L/s)	8.038	8.06	100.2	9.035	112.0	112.4	12.09
PIF (L/s)		8.237		6.466	78.49		-21.5
FEF25-75% (L/s)	4.097	3.435	83.84	8.398	244.4	204.9	144.4
Vmax25% (L/s)	6.842	7.086	103.5	8.237	116.2	120.3	16.24
Vmax50% (L/s)	4.522	3.897	86.17	8.769	225.0	193.9	125.0
Vmax75% (L/s)	2.145	1.594	74.31	6.643	416.7	309.6	316.7
FET100% (s)		6.34		1.25	19.71		-80.2

EST. Lung Age (Yrs.)

26

52

**INTERPRETATION: Normal Spirometry**

This may be clinically co - related.

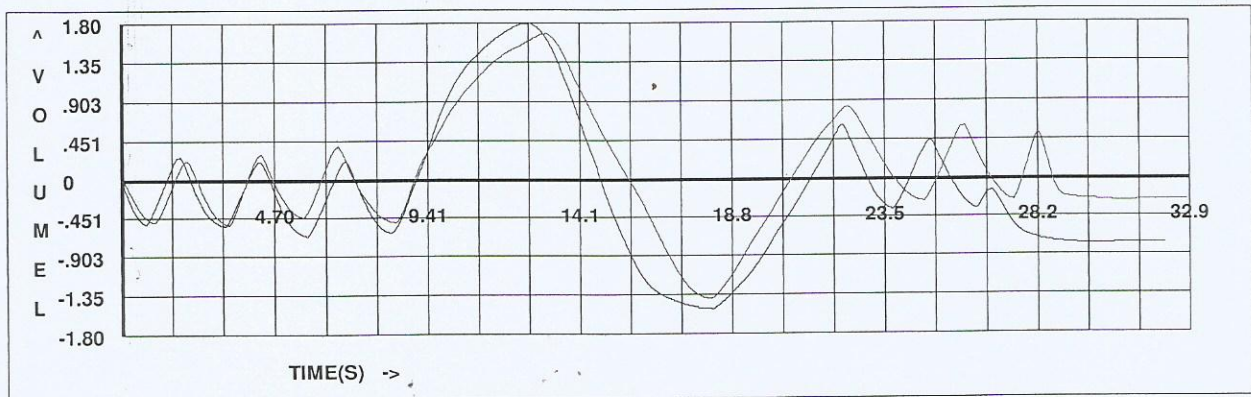
# Universal Hospitals

303 , Moghuls court Bulding , Basheerabagh  
Ph: 040-64508950

## PULMONARY FUNCTION TEST REPORT

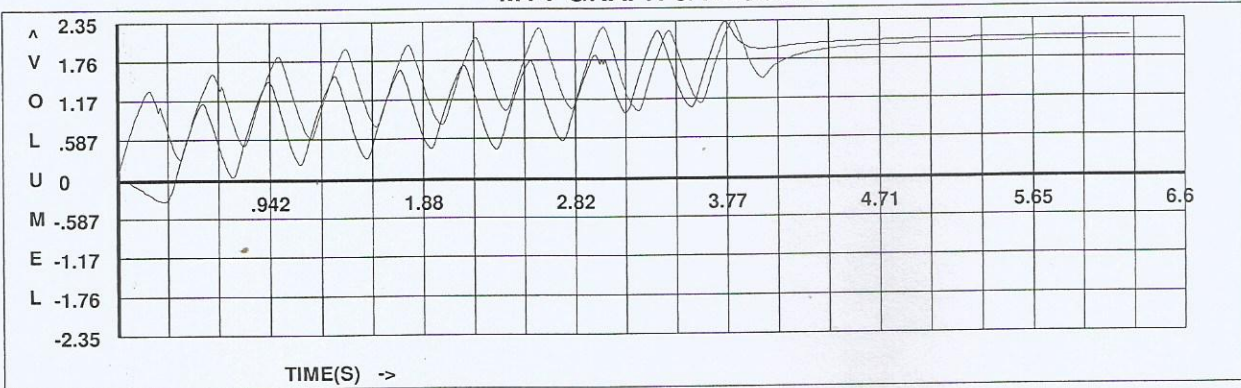
ID No. :	SPI/041701	Report Date :	20-04-2017
Patient Name :	SAIRAM	Eth. Corr.(%) :	80
Age(yrs.) :	24 Sex: M	Weight(Kg):	78
Indications :		Height(cm):	178
Comments :		BSA(m <sup>2</sup> ):	1.96
History of Smoking :	Non - Smoker		

### SVC GRAPH & RESULTS



Parameter (U)	20/04/2017 12:15:20			20/04/2017 12:16:08		
	Pred.#	Pre	%Pred.	Post	%Pre	%Pred.
SVC (L)	4.429	3.335	75.29	3.096	92.83	69.90
ERV (L)		0.927		0.903	97.41	
IRV (L)		1.581		1.391	87.98	
Rf (BrPM)		21.73		21.37	98.32	
TV (L)		0.827		0.802	96.97	
t <sub>I</sub> (s)		1.11		1.02	91.89	
t <sub>E</sub> (s)		1.65		1.787	108.3	
VE (L/m)		17.98		17.13	95.29	
TV/t <sub>I</sub> (L/s)		0.745		0.786	105.5	
t <sub>I</sub> /t <sub>tot</sub>		0.402		0.363	90.35	

### MVV GRAPH & RESULTS



Parameter (U)	20/04/2017 12:16:33			20/04/2017 12:17:01		
	Pred.#	Pre	%Pred.	Post	%Pre	%Pred.
MVV (L)	123.4	162.4	131.6	108.3	66.66	87.74

#Predicted Equations : ERS93