

Cable SP2.1

Note: Use Heat shrink sleeve on both sides to all cables.
Cable Length is without connector.
Color code given is recommended color code.
Twist the cables.

FP - Front Plate, BP - Back Plate, PS - Power Supply, DC – Data Cable
SP – Side Plate

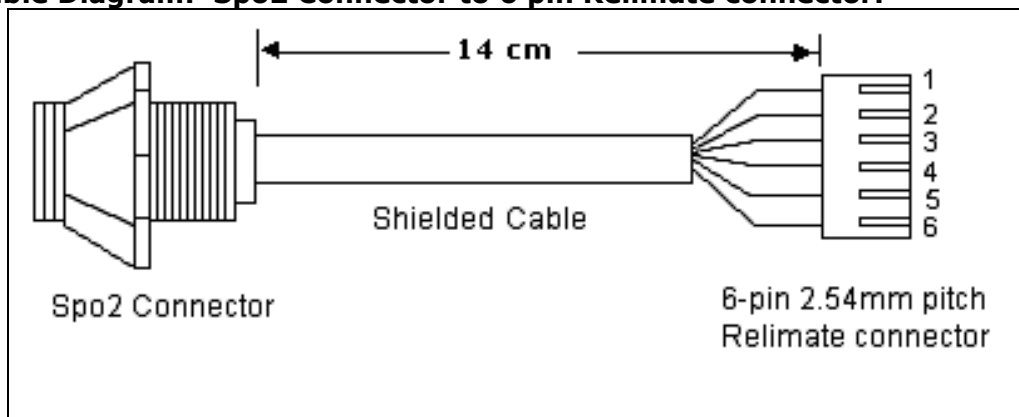
Cable : SP 2.1 Connectors

Length: 14cm

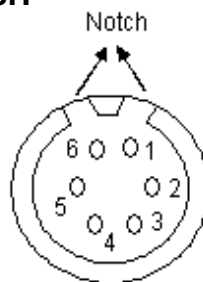
Specification of Connector 1: Spo2 connector

Specification of Connector 2: 6-pin Relimate connector [F] 2.54mm pitch P1
ON PCB 14015


Cable Diagram: Spo2 Connector to 6 pin Relimate connector:



Front View of Spo2 Connector:



Photograph of 5-core shielded cable:



Connection details:

Note: - Do not use the Yellow cable

Connector 1	Color code	Connector 2
1	White	2
2	Black	5
3	Inner sided shield	1 (Inner sided shield)
4	Outer sided shield	6 (Outer sided shield)
5	Red	3
6	Orange	4